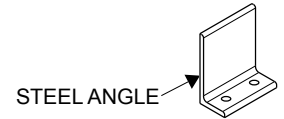



## Support possibilities

### TUBE SUPPORTS:




BRACKETS ARE PROVIDED WITH ALL TUBE SUPPORTS TO SECURE TUBES TO FLOOR AND STRUCTURE ABOVE


1- **3" x 3" x 1/8" STEEL TUBE**  
(76x76x3mm)




2- **3" x 3" x 1/8" STEEL TUBE** (76x76x3mm)  
**WITH 2" x 3" x 3/16" ANGLES** (51x76x5mm)  
(COLUMN DETAIL)



3- **1 3/4" x 4" x 1/8" ANODIZED ALUMINUM TUBE**  
(102x102x3mm)

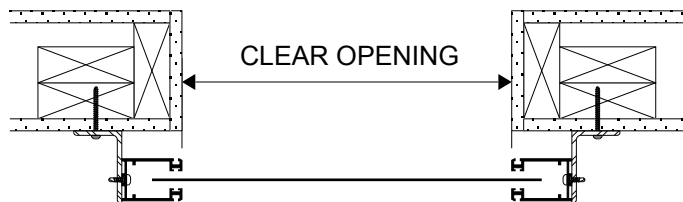


4- **4" x 4" x 1/8" STEEL TUBE SUPPORTS**  
(102x102x3mm)  
(FOR SPECIAL ORDERS ONLY)



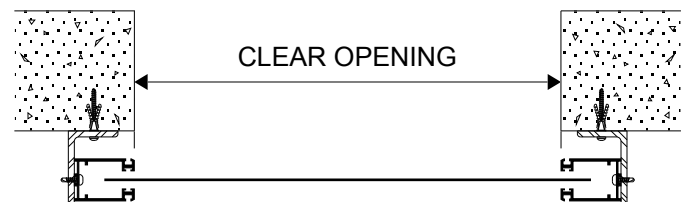
### ANGLE SUPPORTS:

1- **2" x 3" x 3/16" STEEL ANGLE**  
(51x76x5mm)



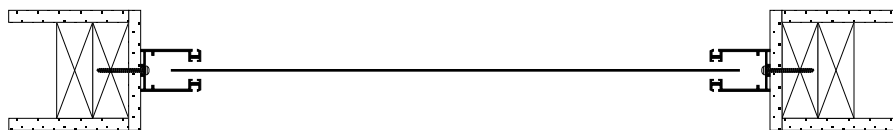
EXAMPLE:  
STEEL ANGLES MOUNTED **LEG OUT**  
TO CONTINUOUS WOOD SUPPORT  
ATTACHED TO BUILDING STRUCTURE

2- **2" x 3" x 1/4" ANODIZED ALUMINUM ANGLE**  
(51x76x6mm)



EXAMPLE:  
ALUMINUM ANGLES MOUNTED **LEG IN**  
TO CONCRETE WALL

### BETWEEN WALLS (JAMBS):



CONTINUOUS WOOD SUPPORT ATTACHED TO BUILDING STRUCTURE